

LOW VOLUME

D2 DIRTY WATER EMITTERS

D2 EMITTERS D2 SERIES PASSES 2X THE AMOUNT OF DIRT COMPARED WITH TRADITIONAL EMITTERS!

ALL MODELS FEATURE

- Ideal for reclaimed and well water applications
- Fully pressure compensating design delivers uniform flow throughout a wide pressure range, (5-45 psi; .33 bars - 3 bars) regardless of elevation changes and pressure inconsistencies
- Available in flow rates of 0.5, 1, & 2 gph
- Flow rates and flush options are color coded
- Rugged design. Each emitter is manufactured from UV-inhibited engineering grade plastics to ensure maximum life span
- Barbed emitters are compatible with PVC or polyethylene tubing. 1/2" FIPT models are compatible with all standard 1/2" MIPT fittings.

SINGLE OUTLET FEATURES

- 1/2" FIPT or barbed base configuration to handle every design situation*
- Available in self-cleaning or zero-flush configurations

MULTI-OUTLET FEATURES

- 1/2" FIPT or barbed base and 6 barbed outlets to handle every design situation
- Unused outlets must be capped using outlet caps (part #PC6-C)

OPERATING RANGE

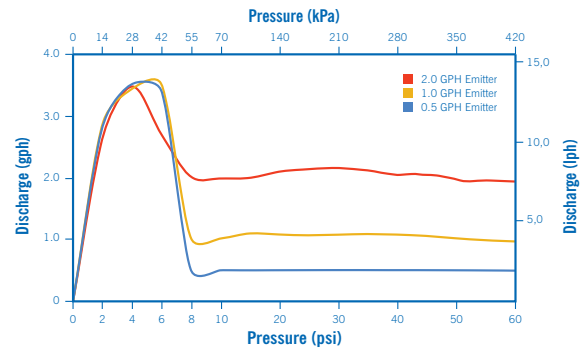
PC Flow: 0.5 – 2 gph [Single Outlet]
0.5 – 2 gph x 6 [Multi-Outlet]

Pressure: 5 – 45 psi

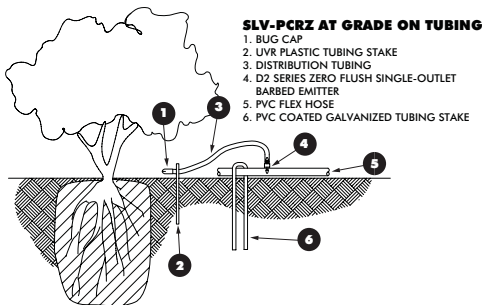
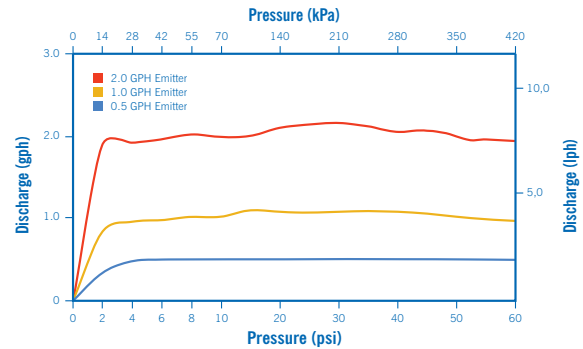
Filtration: 80 – 150 Mesh

**Designer Note: On self-flushing models, it is required to designate 3.5 gph for each emitter, regardless of the flow rate, to compensate for the hydraulic needs of the flushing action on turn-on and turn-off.*

D2 SELF FLUSH PERFORMANCE



D2 ZERO FLUSH PERFORMANCE



SINGLE OUTLET MODEL SPECIFICATIONS

Type	Model		Flow Rate	Inlet	Outlet	
	Self Cleaning	Color Code				Zero Flush
Threaded	SLV-PCRT-05	Tan	SLV-PCRTZ-05	Brown	1/2" FIPT	1/8" Barbed
	SLV-PCRT-1	Black	SLV-PCRTZ-1	Gray	1/2" FIPT	1/8" Barbed
	SLV-PCRT-2	Lt. Green	SLV-PCRTZ-2	Dk. Green	1/2" FIPT	1/8" Barbed
Barbed	SLV-PCR-05	Tan	SLV-PCRZ-05	Brown	1/4" Barbed	1/8" Barbed
	SLV-PCR-1	Black	SLV-PCRZ-1	Gray	1/4" Barbed	1/8" Barbed
	SLV-PCR-2	Lt. Green	SLV-PCRZ-2	Dk. Green	1/4" Barbed	1/8" Barbed
Micro Bubbles	SLV-PCC-05	Tan	SLV-PCCZ-05	Brown	1/4" Barbed	Diffused
	SLV-PCC-1	Black	SLV-PCCZ-1	Gray	1/4" Barbed	Diffused
	SLV-PCC-2	Lt. Green	SLV-PCCZ-2	Dk. Green	1/4" Barbed	Diffused



Single Outlet

MULTI-OUTLET MODEL SPECIFICATIONS

Type	Model		Flow Rate	Inlet	Outlet
	Self Cleaning	Color Code			
Threaded	SLV-PC6T-05	Tan	1/2" GPH	1/2" FIPT	1/4" Barbed
	SLV-PC6T-1	Black	1 GPH	1/2" FIPT	1/4" Barbed
	SLV-PC6T-2	Lt. Green	2 GPH	1/2" FIPT	1/4" Barbed
Barbed	SLV-PC6-05	Tan	1/2" GPH	1/4" Barbed	1/4" Barbed
	SLV-PC6-1	Black	1 GPH	1/4" Barbed	1/4" Barbed
	SLV-PC6-2	Lt. Green	2 GPH	1/4" Barbed	1/4" Barbed

Multi-Outlet



DOWNLOAD TECH SPECS AT:
www.salcodrip.com